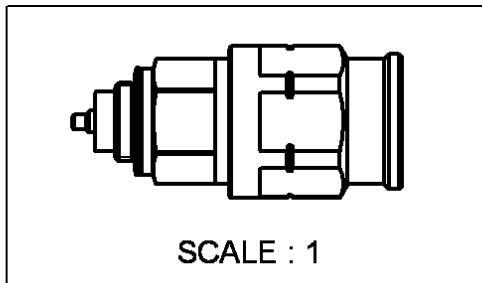
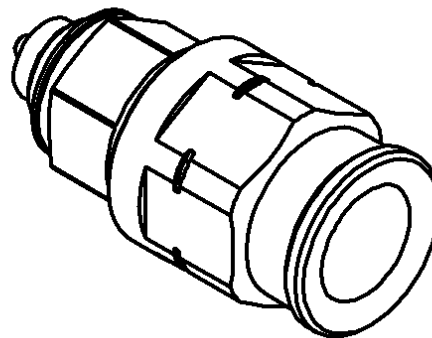
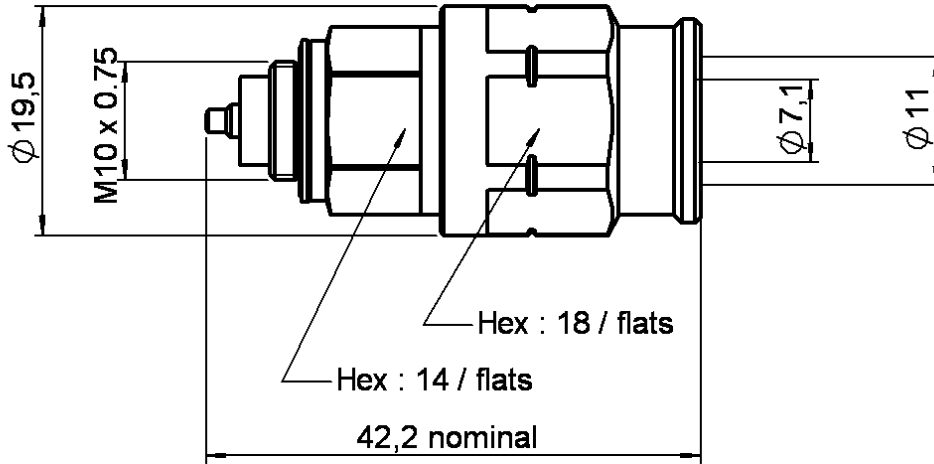


COAXI-KIT TIP EZ FIT TYPE

R280.023.200

CABLE 3/8" SUPERFLEXIBLE CORRUGATED

Series : ACC-COAX



All dimensions are in mm.



COMPONENTS	MATERIALS	PLATINGS (µm)
BODY	BRASS	BBR 0.5 OVER SILVER 3
CENTER CONTACT	BERYLLIUM COPPER	SILVER 5 OVER COPPER 0.5
OUTER CONTACT	-	-
INSULATOR	PTFE	-
GASKET	SILICONE RUBBER	-
OTHERS PARTS	BRASS	BBR 2
-	-	-
-	-	-

Issue : 0220 B

In the effort to improve our products, we reserve the right to make changes judged to be necessary



COAXI-KIT TIP EZ FIT TYPE

R280.023.200

CABLE 3/8" SUPERFLEXIBLE CORRUGATED

Series : ACC-COAX

PACKAGING

Standard	Unit	Other
20	'W' option	Contact us

SPECIFICATION

CABLE ASSEMBLY

Stripping	a	b	c	d	e	f
mm	5.50	5.00	11.5	0.00	0.00	0.00

ELECTRICAL CHARACTERISTICS

Impedance	NA	Ω
Frequency	NA	GHz
VSWR	NA + 0.000	x F(GHz) Maxi
Insertion loss	NA	\sqrt{F} (GHz) dB Maxi
RF leakage	NA - (F(GHz)) dB mini
Voltage rating	NA	Veff Maxi
Dielectric withstanding voltage	NA	Veff mini
Insulation resistance	NA	M Ω mini

Assembly instruction :

Recommended cable(s)
 FSJ2-50-3/8" HELIAX
 HCF 3/8" Cu2Y AlCu
 HCF 3/8" CuH

Cable retention

- pull off **250** N mini
- torque **NA** N.cm

MECHANICAL CHARACTERISTICS

Recommended torque		
Panel nut	NA	N.cm
Clamp nut	950	N.cm
A/F clamp nut	18.000	mm
Mating life	0 NA	Cycles mini
Weight	41.454	g

TOOLING

Part Number	Description	Hexagon
.	.	.
R282.010.040	STRIPPING TOOL	
R282.303.220	TORQUE SPANNER .708 in 84.075 in.lb	

OTHERS CHARACTERISTICS

M10x0.75

ENVIRONMENTAL

Operating temperature	-55/+155	$^{\circ}$ C
Panel leakage	NA	

Issue : 0220 B

In the effort to improve our products, we reserve the right to make changes judged to be necessary



COAXI-KIT TIP EZ FIT TYPE

R280.023.200

CABLE 3/8" SUPERFLEXIBLE CORRUGATED

Series : ACC-COAX

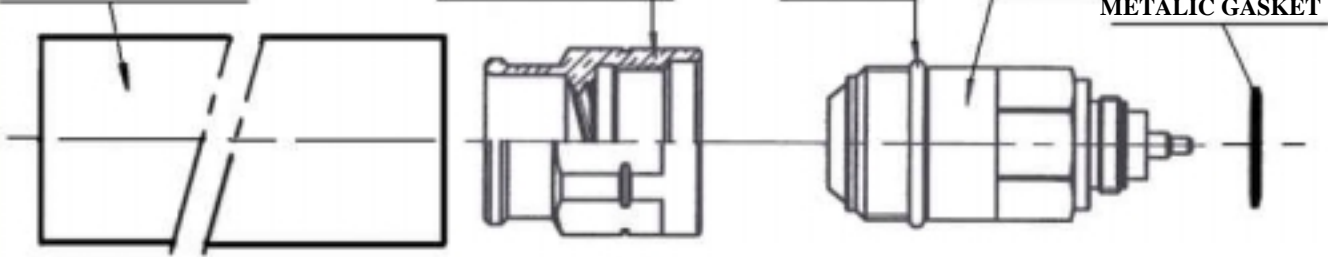
HEATSHINK SLEEVE

BRAID CLAMP NUT

GASKET

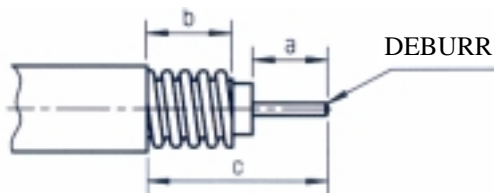
BODY

METALIC GASKET



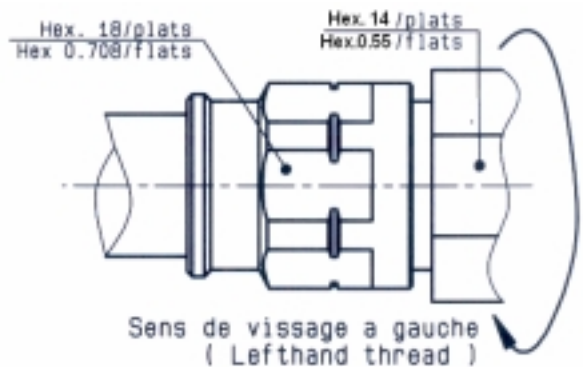
1

- Strip the cable ..
- Do not damage the outer conductor .
- Deburr cable inner conductor ..



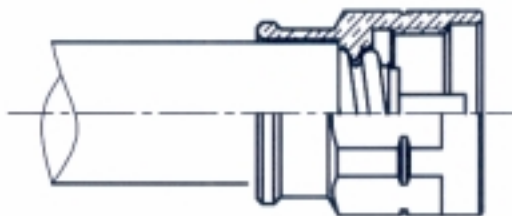
3

- Screw the body onto the cable assembly .
- Warning : Screw the body on the braid clamp nut turning left (lefthand thread) so that the copper outer conductor is being squeezed
- Recommanded coupling torque : 84.07 in.lb.



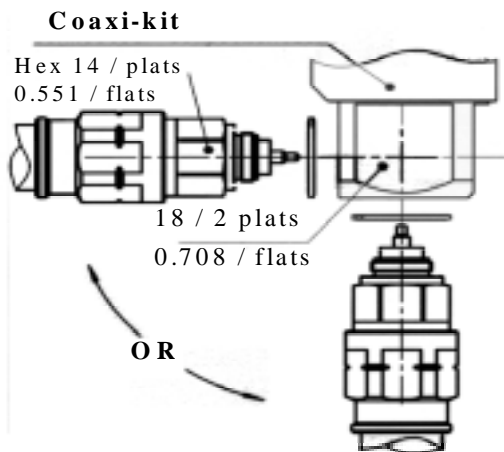
2

- Slide the heatshrink sleeve onto the cable.
- Screw manually the braid clamp nut onto cable outerconductor until stop .



4

- Mount the metallic gasket onto the tip .
- Screw the coaxi-kit on the cable sub-assembly.
- Recommended coupling torque : 84.07 inch.lb



Issue : 0220 B

In the effort to improve our products, we reserve the right to make changes judged to be necessary



COAXI-KIT TIP EZ FIT TYPE

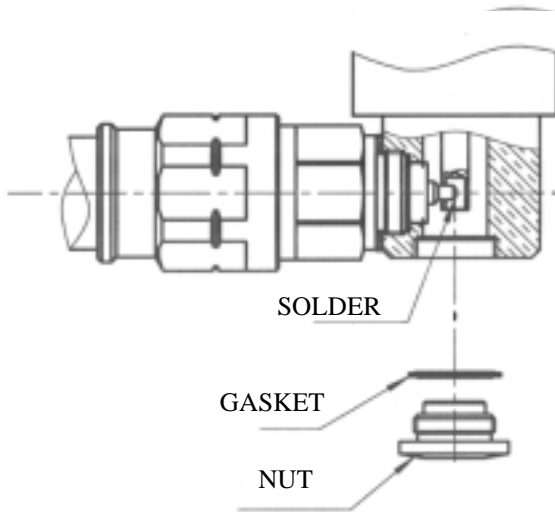
R280.023.200

CABLE 3/8" SUPERFLEXIBLE CORRUGATED

Series : ACC-COAX

5

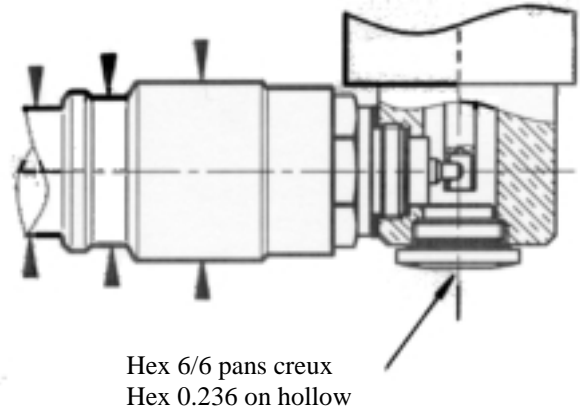
Solder the inner conductor onto the coaxi-kit center contact



6

- Mount the metallic gasket onto the nut and screw the sub-assembly onto the coaxi-kit body .
Shrink the heatshrink sleeve . .

Shrink the heatshrink sleeve



Issue : 0220 B

In the effort to improve our products, we reserve the right to make changes judged to be necessary

